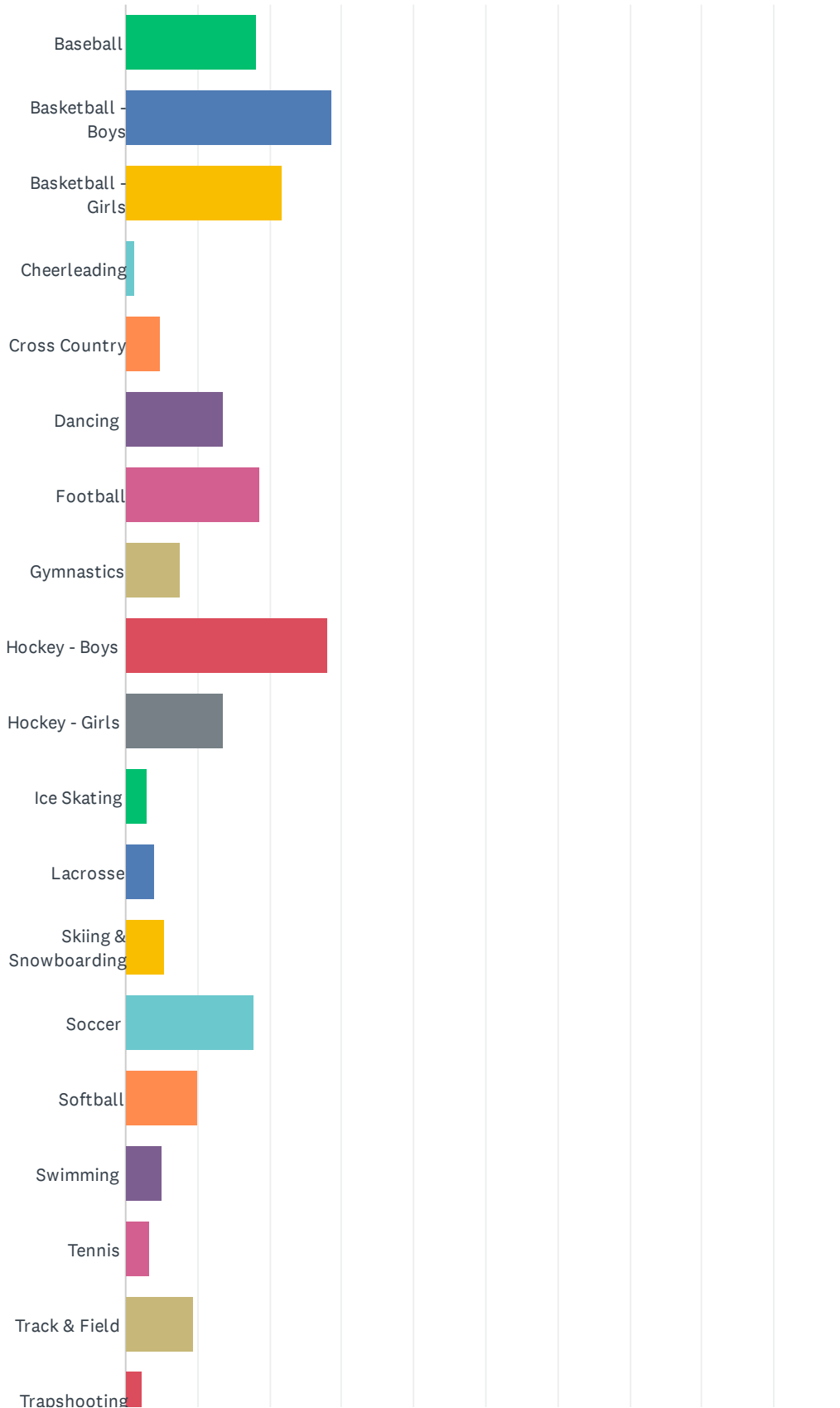
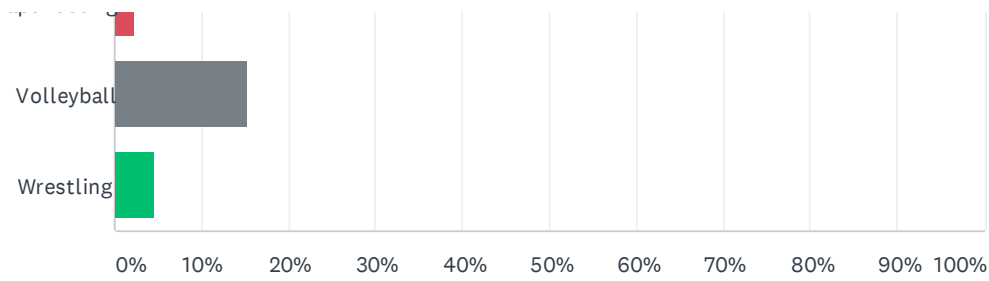


Q1 Which sport(s) do you (your child) participate in?

Answered: 2,270 Skipped: 0



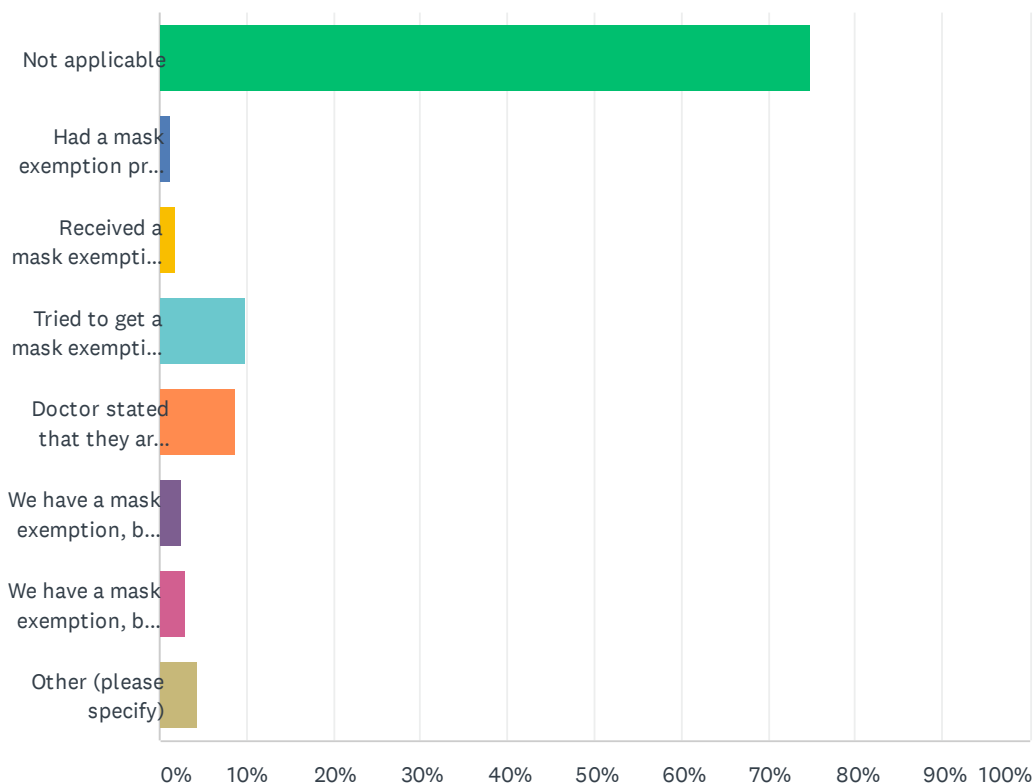
LTPMN Youth Sports Mask Impact Survey - Mid January 2021



ANSWER CHOICES	RESPONSES	
Baseball	18.24%	414
Basketball - Boys	28.72%	652
Basketball - Girls	21.81%	495
Cheerleading	1.28%	29
Cross Country	4.76%	108
Dancing	13.57%	308
Football	18.59%	422
Gymnastics	7.44%	169
Hockey - Boys	28.11%	638
Hockey - Girls	13.61%	309
Ice Skating	2.91%	66
Lacrosse	4.05%	92
Skiing & Snowboarding	5.42%	123
Soccer	17.71%	402
Softball	10.09%	229
Swimming	4.98%	113
Tennis	3.39%	77
Track & Field	9.38%	213
Trapshooting	2.38%	54
Volleyball	15.20%	345
Wrestling	4.67%	106
Total Respondents: 2,270		

Q2 IF you (your child) need a mask exemption, please check the appropriate box(es):

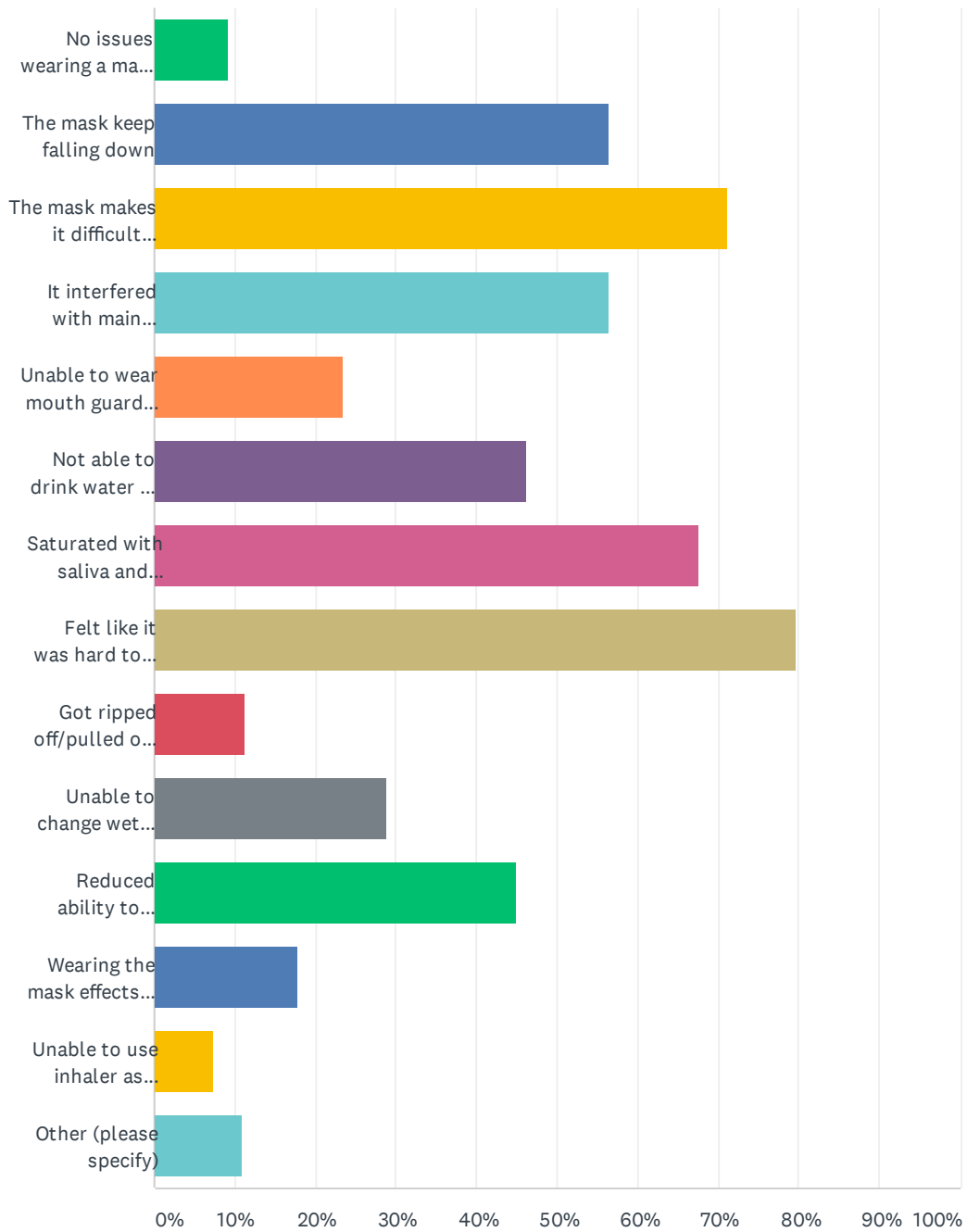
Answered: 2,270 Skipped: 0



ANSWER CHOICES	RESPONSES	
Not applicable	74.93%	1,701
Had a mask exemption prior to Jan 1, 2021	1.32%	30
Received a mask exemption after Jan 1, 2021	1.89%	43
Tried to get a mask exemption, but are unable to get one from our doctor	9.74%	221
Doctor stated that they are unable to give mask exceptions because their employer (or healthcare system) has a policy not to give them out	8.77%	199
We have a mask exemption, but my athlete is scared or embarrassed to use it	2.42%	55
We have a mask exemption, but it is not being honored by practice/game facilities	3.00%	68
Other (please specify)	4.45%	101
Total Respondents: 2,270		

Q3 During games/practice did you (your child) have any issues with your mask? (Please check as many as apply):

Answered: 2,270 Skipped: 0

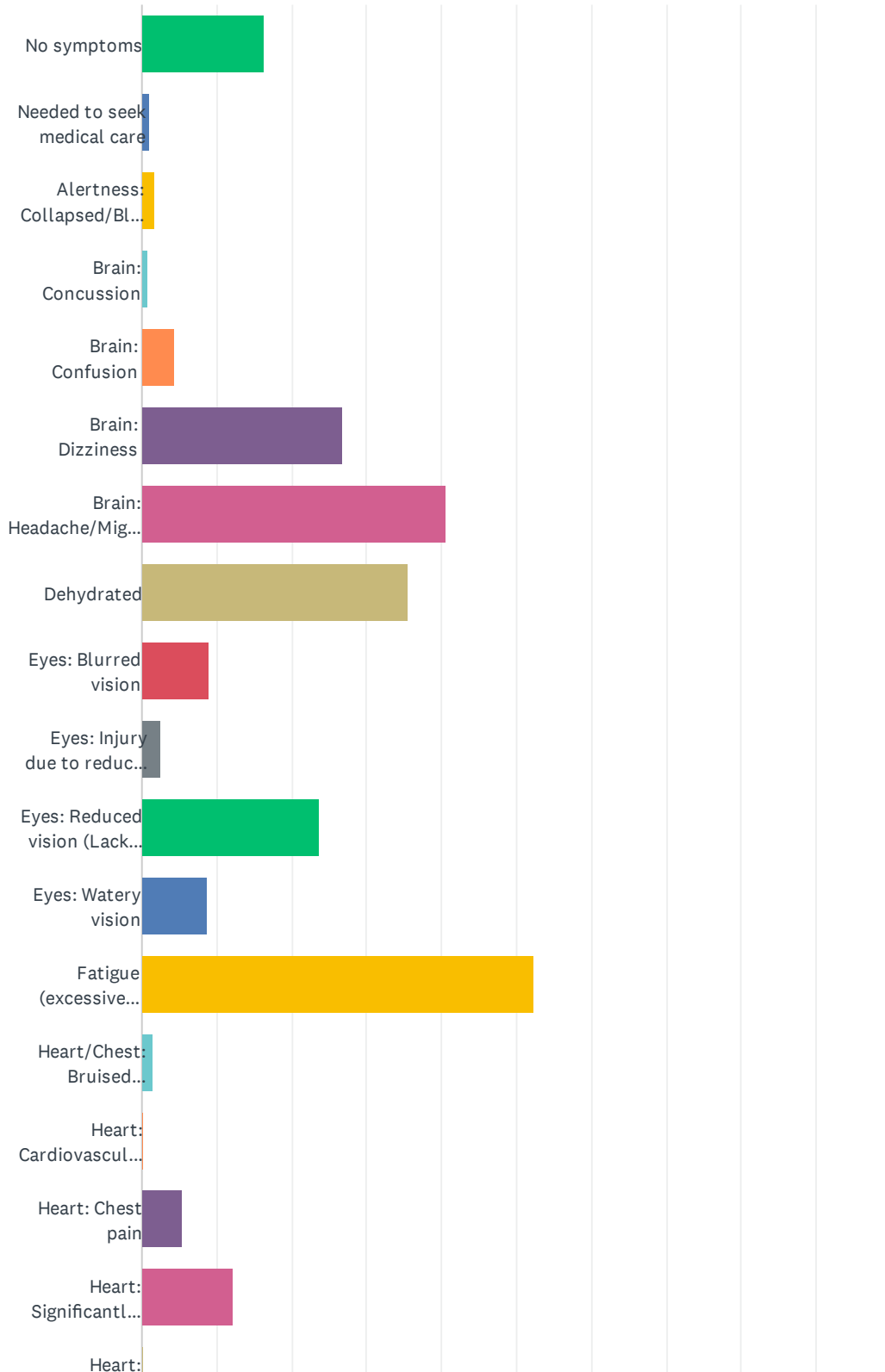


LTPMN Youth Sports Mask Impact Survey - Mid January 2021

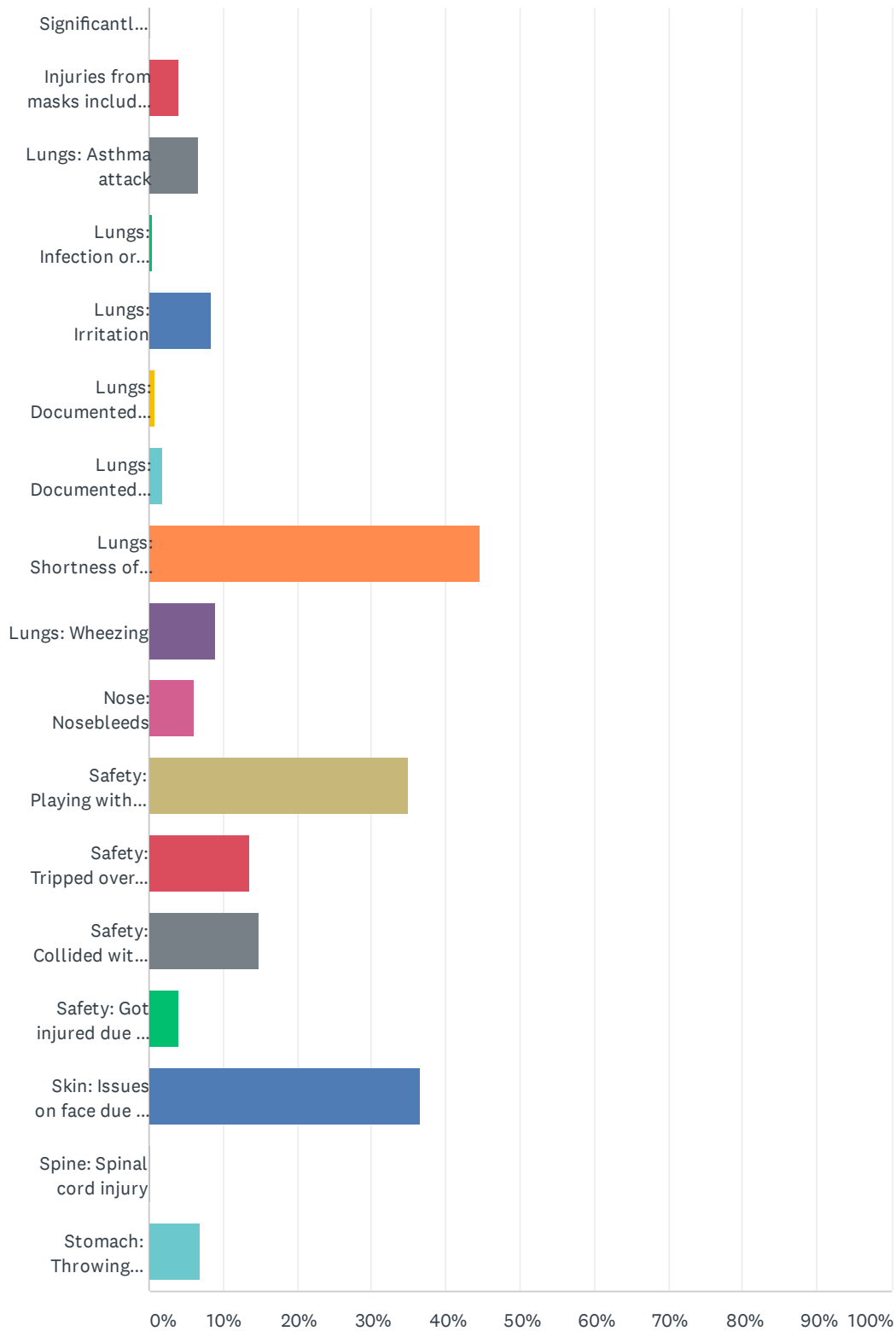
ANSWER CHOICES	RESPONSES	
No issues wearing a mask for practices and games	9.25%	210
The mask keep falling down	56.48%	1,282
The mask makes it difficult to communicate with coaches and/or teammates	71.23%	1,617
It interfered with main vision, peripheral vision or depth perception	56.48%	1,282
Unable to wear mouth guard properly	23.52%	534
Not able to drink water as needed	46.21%	1,049
Saturated with saliva and sweat	67.58%	1,534
Felt like it was hard to breathe	79.65%	1,808
Got ripped off/pulled on by opponent	11.32%	257
Unable to change wet masks during practice/game as needed	28.85%	655
Reduced ability to concentrate due to wearing mask	45.07%	1,023
Wearing the mask effects my balance	17.84%	405
Unable to use inhaler as needed	7.40%	168
Other (please specify)	10.88%	247
Total Respondents: 2,270		

Q4 While participating in practices and/or games while wearing a mask, have you (or your child) experienced any of the following symptoms? (Check as many as applicable)

Answered: 2,270 Skipped: 0



LTPMN Youth Sports Mask Impact Survey - Mid January 2021



LTPMN Youth Sports Mask Impact Survey - Mid January 2021

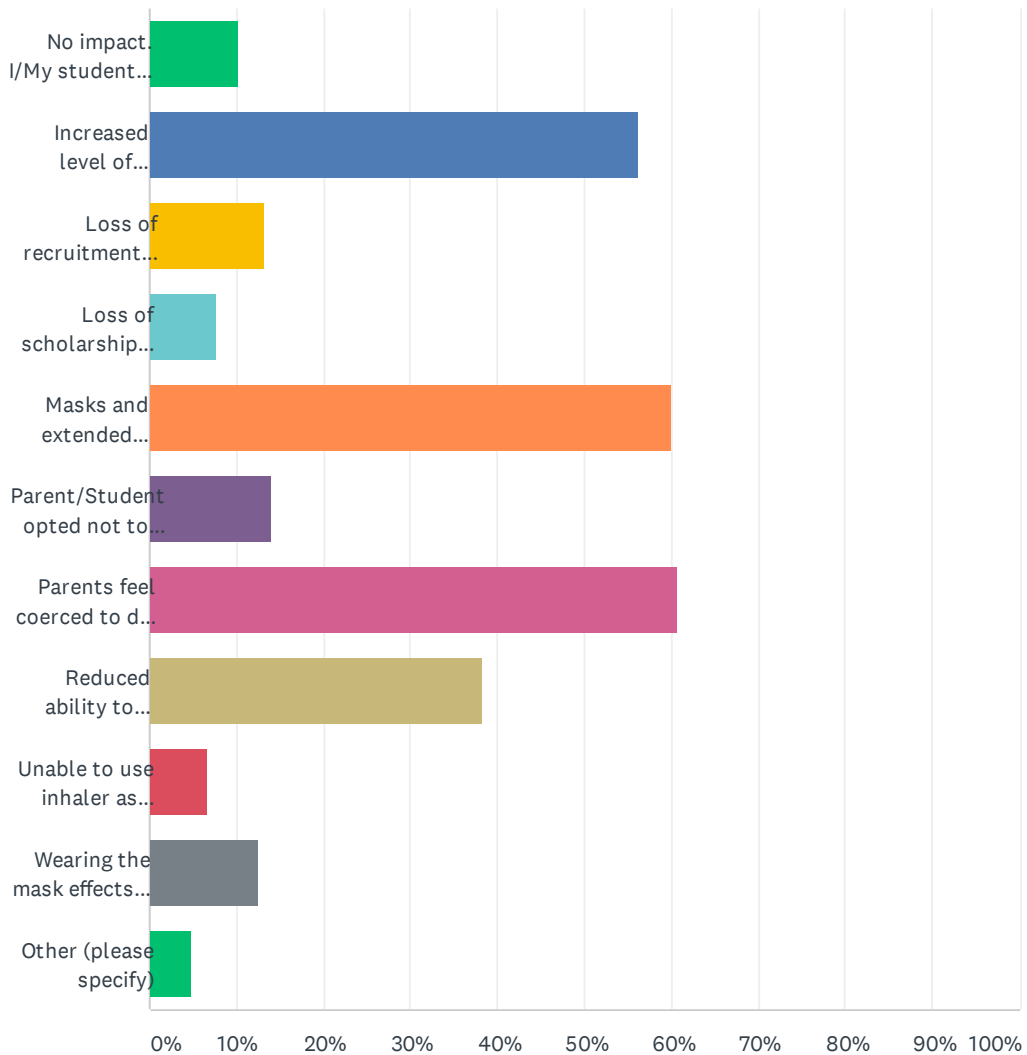
ANSWER CHOICES	RESPONSES	
No symptoms	16.26%	369
Needed to seek medical care	1.01%	23
Alertness: Collapsed/Blacked out/Passed out/Unconscious	1.72%	39
Brain: Concussion	0.88%	20
Brain: Confusion	4.45%	101
Brain: Dizziness	26.87%	610
Brain: Headache/Migraine	40.48%	919
Dehydrated	35.51%	806
Eyes: Blurred vision	9.03%	205
Eyes: Injury due to reduced peripheral vision	2.60%	59
Eyes: Reduced vision (Lack of peripheral vision , decreased line of sight or depth perception)	23.57%	535
Eyes: Watery vision	8.81%	200
Fatigue (excessive fatigue, far more noticeable than normal practice/games)	52.33%	1,188
Heart/Chest: Bruised Cartilage symptoms noted	1.54%	35
Heart: Cardiovascular Injury	0.13%	3
Heart: Chest pain	5.46%	124
Heart: Significantly elevated heart rate	12.07%	274
Heart: Significantly low heart rate	0.22%	5
Injuries from masks including lacerated skin, ear problems, twisted fingers, etc.	3.92%	89
Lungs: Asthma attack	6.74%	153
Lungs: Infection or pneumonia	0.35%	8
Lungs: Irritation	8.33%	189
Lungs: Documented decreased CO2 levels	0.93%	21
Lungs: Documented decreased oxygen levels	1.94%	44
Lungs: Shortness of Breath	44.63%	1,013
Lungs: Wheezing	9.03%	205
Nose: Nosebleeds	6.08%	138
Safety: Playing with a mask on has caused an unsafe situation for me/my child due to reduced vision or breathing issues	34.93%	793
Safety: Tripped over balls, equipment or divots in ice because they weren't seen	13.70%	311
Safety: Collided with another player or a wall due to being unable to see them	14.93%	339
Safety: Got injured due to wearing a mask while playing sports	4.05%	92

LTPMN Youth Sports Mask Impact Survey - Mid January 2021

Skin: Issues on face due to masking (Ex: New/worsening acne, impetigo, rashes)	36.56%	830
Spine: Spinal cord injury	0.13%	3
Stomach: Throwing up/vomiting	6.87%	156
Total Respondents: 2,270		

Q5 Other ways masks & the shutdowns have impacted my (my child's) sports: (may check as many as applicable)

Answered: 2,270 Skipped: 0

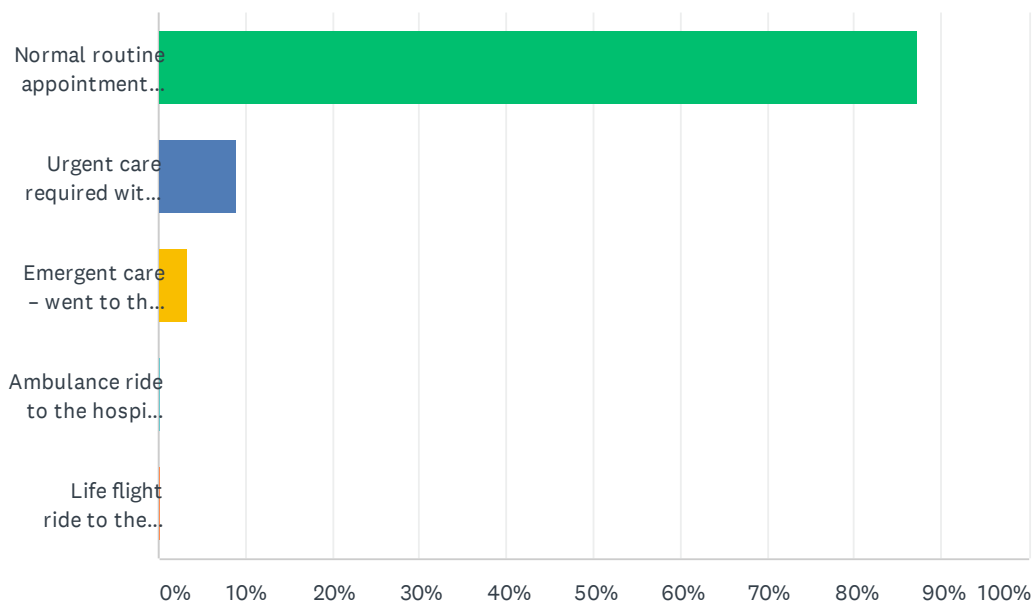


LTPMN Youth Sports Mask Impact Survey - Mid January 2021

ANSWER CHOICES	RESPONSES
No impact. I/My student hasn't noticed any negative effects from masks or the shutdowns.	10.35% 235
Increased level of anxiety due to feeling like not able to breathe/catch breath	56.21% 1,276
Loss of recruitment opportunities	13.13% 298
Loss of scholarship offers	7.80% 177
Masks and extended shutdowns have lowered level of performance	60.00% 1,362
Parent/Student opted not to play for the season due to masks	14.10% 320
Parents feel coerced to do something that could risk their child's health and safety because sports are important to children's mental health	60.57% 1,375
Reduced ability to concentrate due to wearing mask	38.24% 868
Unable to use inhaler as needed	6.65% 151
Wearing the mask effects my balance	12.64% 287
Other (please specify)	4.80% 109
Total Respondents: 2,270	

Q6 IF you sought medical care due to a medical situation from wearing a mask during practice or a game, please select the level of care you/your child needed:

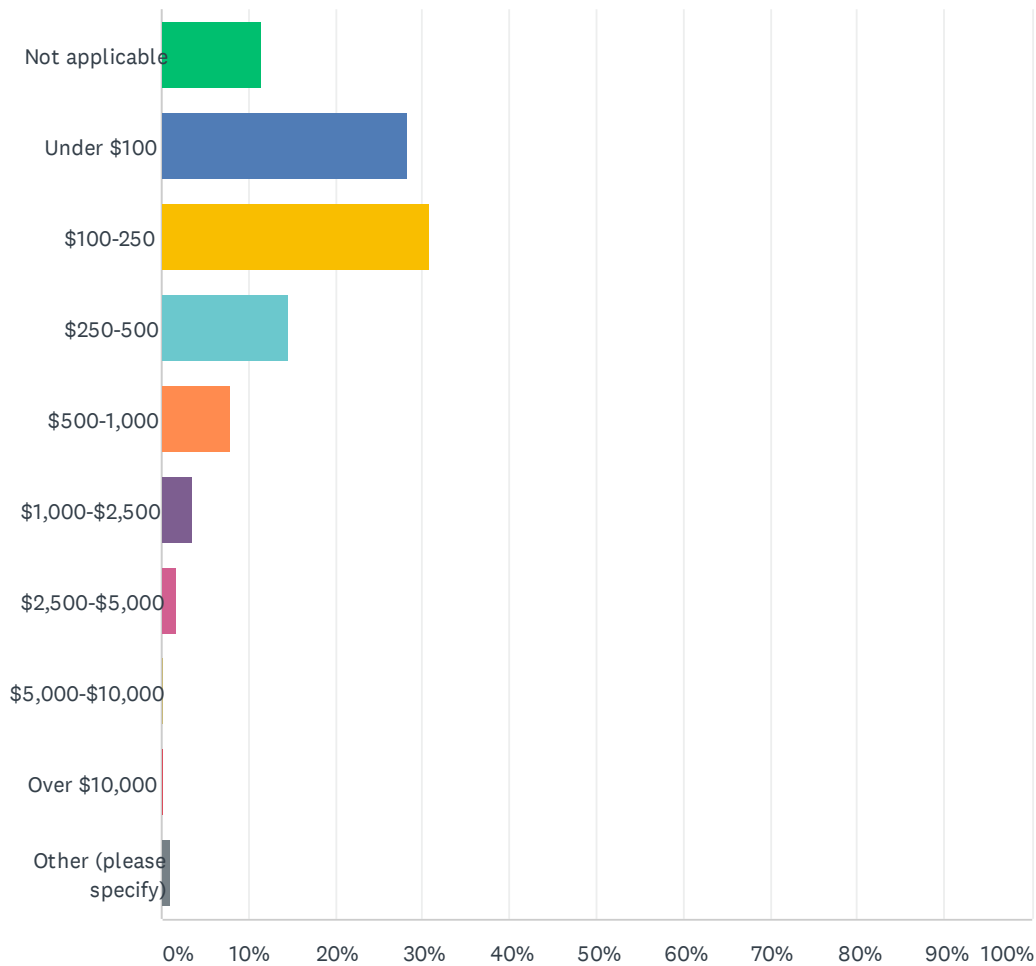
Answered: 537 Skipped: 1,733



ANSWER CHOICES	RESPONSES	
Normal routine appointment whenever the doctor could fit them in	87.34%	469
Urgent care required within 24 hours	8.94%	48
Emergent care – went to the hospital	3.35%	18
Ambulance ride to the hospital due to extent of injury	0.19%	1
Life flight ride to the hospital due to traumatic injury	0.19%	1
TOTAL		537

Q7 Due to the mask mandate and the recent youth sports shutdowns, how much additional money did your household spend: - Trying to find a mask or shield that would work for your student athletes(s)- Sought medical care due to injury or passing out from mask/shield wearing- Adding transportation because so your kid doesn't have to ride a bus- Paying for streaming services for games- Traveling to other states so your athlete could continue training- Other miscellaneous costs due to the mask mandate or the shutdown

Answered: 2,270 Skipped: 0

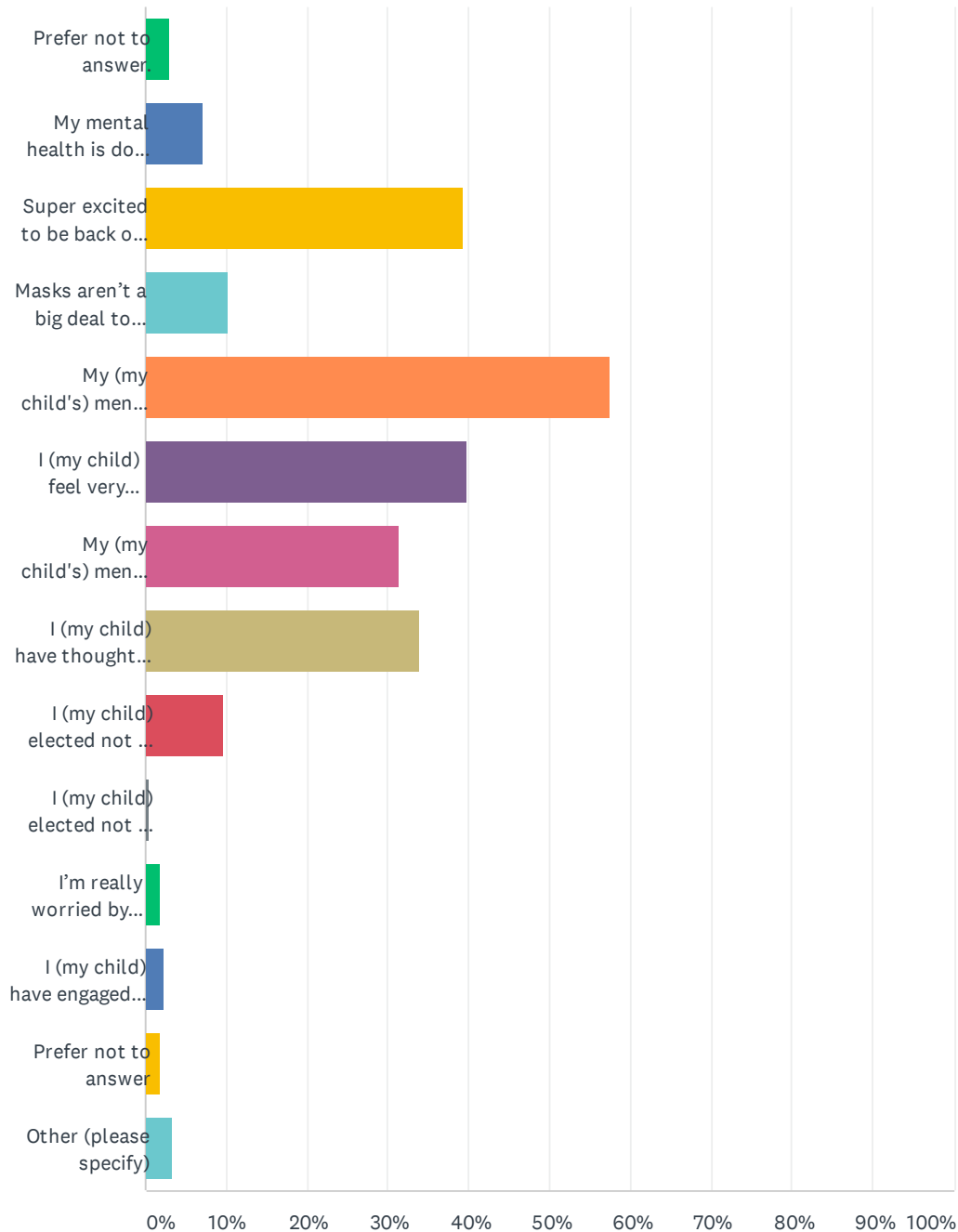


LTPMN Youth Sports Mask Impact Survey - Mid January 2021

ANSWER CHOICES	RESPONSES	
Not applicable	11.50%	261
Under \$100	28.33%	643
\$100-250	30.79%	699
\$250-500	14.67%	333
\$500-1,000	7.93%	180
\$1,000-\$2,500	3.48%	79
\$2,500-\$5,000	1.67%	38
\$5,000-\$10,000	0.31%	7
Over \$10,000	0.18%	4
Other (please specify)	1.15%	26
TOTAL		2,270

**Q8 Athlete mental health check in. Following this second pause and now playing with masks, the following is true about my/my child's mental health:
(Choose as many as applicable)**

Answered: 2,270 Skipped: 0



LTPMN Youth Sports Mask Impact Survey - Mid January 2021

ANSWER CHOICES	RESPONSES	
Prefer not to answer.	2.91%	66
My mental health is doing great.	7.18%	163
Super excited to be back out playing.	39.38%	894
Masks aren't a big deal to me/my child and don't make my child anxious	10.31%	234
My (my child's) mental health suffered due to the recent sports shutdown	57.53%	1,306
I (my child) feel very anxious about wearing masks when playing and worry that there will be a serious injury	39.69%	901
My (my child's) mental health is still suffering	31.41%	713
I (my child) have thought about quitting the sport due to the mask mandate.	33.79%	767
I (my child) elected not to play this season due to the mask mandate.	9.69%	220
I (my child) elected not to play this season because we are concerned about contracting COVID or spreading the virus to others.	0.40%	9
I'm really worried by my/my child's mental health and safety. I (we) need someone to reach out to me/us. (If you select this, PLEASE put your contact information at the bottom so we can have an expert get in touch with you because you matter to us).	1.94%	44
I (my child) have engaged in harmful activities (such as drinking, cutting, drugs, vaping, suicide thoughts or attempts, etc.) to try to numb the mental anguish experienced due to the impact COVID has had on their sports season. We want you to know that you matter to us. If you would like a mental health expert to be in touch with your family, please add your contact information at the end of the survey.	2.20%	50
Prefer not to answer	1.94%	44
Other (please specify)	3.30%	75
Total Respondents: 2,270		

Q9 Is there anything else we should know? If your comment/experience does not fit here, please send it to us at letthemplaymn@gmail.com.

Answered: 449 Skipped: 1,821

Q10 Please share your contact information with us if you would like:

Answered: 589 Skipped: 1,681

ANSWER CHOICES	RESPONSES	
Name	98.13%	578
Company	0.00%	0
Address	0.00%	0
Address 2	0.00%	0
City/Town	0.00%	0
State/Province	0.00%	0
ZIP/Postal Code	0.00%	0
Country	0.00%	0
Email Address	89.13%	525
Phone Number	65.53%	386

Q11 Your state of residence:

Answered: 2,270 Skipped: 0



LTPMN Youth Sports Mask Impact Survey - Mid January 2021



LTPMN Youth Sports Mask Impact Survey - Mid January 2021



LTPMN Youth Sports Mask Impact Survey - Mid January 2021

ANSWER CHOICES	RESPONSES	
Minnesota	96.04%	2,180
Iowa	0.04%	1
Wisconsin	0.13%	3
Alabama	0.00%	0
Alaska	0.00%	0
Arizona	1.41%	32
Arkansas	0.00%	0
California	0.00%	0
Colorado	0.00%	0
Connecticut	0.00%	0
Delaware	0.00%	0
Florida	0.13%	3
Georgia	0.00%	0
Hawaii	0.00%	0
Idaho	0.00%	0
Illinois	0.04%	1
Indiana	0.00%	0
Kansas	0.00%	0
Kentucky	0.00%	0
Louisiana	0.00%	0
Maine	0.00%	0
Maryland	0.00%	0
Massachusetts	0.04%	1
Michigan	0.04%	1
Mississippi	0.00%	0
Missouri	0.00%	0
Montana	0.00%	0
Nebraska	0.04%	1
Nevada	0.00%	0
New Hampshire	0.00%	0
New Jersey	0.00%	0
New Mexico	0.00%	0

LTPMN Youth Sports Mask Impact Survey - Mid January 2021

New York	0.00%	0
North Carolina	0.00%	0
North Dakota	1.50%	34
Ohio	0.04%	1
Oklahoma	0.00%	0
Oregon	0.04%	1
Pennsylvania	0.09%	2
Rhode Island	0.00%	0
South Carolina	0.00%	0
South Dakota	0.00%	0
Tennessee	0.00%	0
Texas	0.00%	0
Utah	0.00%	0
Vermont	0.00%	0
Virginia	0.00%	0
Washington	0.00%	0
Washington D.C.	0.00%	0
West Virginia	0.00%	0
Wyoming	0.00%	0
I live outside the USA	0.00%	0
Other (please specify)	0.40%	9
TOTAL		2,270